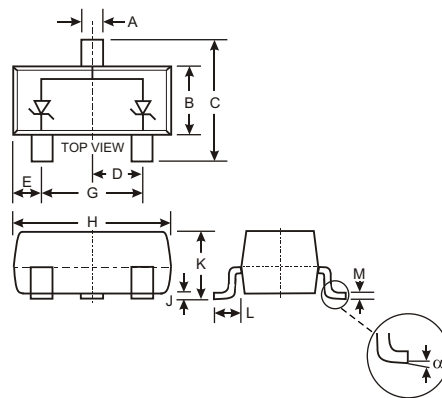


Features

- Dual Zeners in Common Anode Configuration
- 300 mW Power Dissipation Rating
- Ideally Suited for Automatic Insertion
- V_Z For Both Diodes in One Case is 5%
- Common Cathode Style Available
- See DZ Series
- Lead Free/RoHS Compliant (Note 3)**
- Qualified to AEC-Q101 Standards for High Reliability**



| SOT-23 | | |
|----------------------|-------|-------|
| Dim | Min | Max |
| A | 0.37 | 0.51 |
| B | 1.20 | 1.40 |
| C | 2.30 | 2.50 |
| D | 0.89 | 1.03 |
| E | 0.45 | 0.60 |
| G | 1.78 | 2.05 |
| H | 2.80 | 3.00 |
| J | 0.013 | 0.10 |
| K | 0.903 | 1.10 |
| L | 0.45 | 0.61 |
| M | 0.085 | 0.180 |
| | 0 | 8 |
| All Dimensions in mm | | |

Mechanical Data

- Case: SOT-23
- Case Material: Molded Plastic. UL Flammability Classification Rating 94V-0
- Moisture Sensitivity: Level 1 per J-STD-020C
- Terminals: Solderable per MIL-STD-202, Method 208
- Lead Free Plating (Matte Tin Finish annealed over Alloy 42 leadframe).
- Polarity: See Diagram
- Marking: Marking Code (See Page 2)
- Approximate Weight: 0.008 grams

Maximum Ratings @ $T_A = 25^\circ\text{C}$ unless otherwise specified

| Characteristic | Symbol | Value | Unit |
|--|----------------|-------------|---------------------------|
| Power Dissipation (Note 1) | P_d | 300 | mW |
| Thermal Resistance, Junction to Ambient Air (Note 1) | R_{JA} | 417 | $^\circ\text{C}/\text{W}$ |
| Operating and Storage Temperature Range | T_j, T_{STG} | -65 to +150 | $^\circ\text{C}$ |

Ordering Information (Note 2)

| Device | Packaging | Shipping |
|-------------------|-----------|------------------|
| (Type Number)-7-F | SOT-23 | 3000/Tape & Reel |

* Add "-7-F" to the appropriate type number in Table on Page 2 example: 6.2V Zener = AZ23C6V2-7-F.

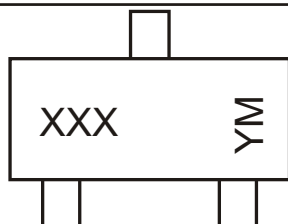
- Note:
1. Mounted on FR4 PC Board with recommended pad layout which can be found on our website at <http://www.diodes.com/datasheets/ap02001.pdf>.
 2. For Packaging Details, go to our website at <http://www.diodes.com/datasheets/ap02007.pdf>.
 3. No purposefully added lead.

Electrical Characteristics @ T_A = 25°C unless otherwise specified

| Type Number | Marking Code | Zener Voltage Range (Note 4) | Maximum Zener Impedance (Note 5) | | Typical Temperature Coefficient | Min. Reverse Voltage (Note 4) |
|-------------|--------------|------------------------------|---|---|---------------------------------|-------------------------------|
| | | @ I _{ZT} = 5.0mA | Z _{ZT} @ I _{ZT} = 5.0mA | Z _{ZK} @ I _{ZK} = 1.0mA | | |
| | | V _Z (Volts) | Ohms | Ohms | T _c (%/°C) | V _R (Volts) |
| AZ23C2V7 | KD1 | 2.5-2.9 | 83 | 500 | -0.065 | — |
| AZ23C3V0 | KD2 | 2.8-3.2 | 95 | 500 | -0.060 | — |
| AZ23C3V3 | KD3 | 3.1-3.5 | 95 | 500 | -0.055 | — |
| AZ23C3V6 | KD4 | 3.4-3.8 | 95 | 500 | -0.055 | — |
| AZ23C3V9 | KD5 | 3.7-4.1 | 95 | 500 | -0.050 | — |
| AZ23C4V3 | KD6 | 4.0-4.6 | 95 | 500 | -0.035 | — |
| AZ23C4V7 | KD7 | 4.4-5.0 | 78 | 500 | -0.015 | — |
| AZ23C5V1 | KD8 | 4.8-5.4 | 60 | 480 | +0.005 | 0.8 |
| AZ23C5V6 | KD9 | 5.2-6.0 | 40 | 400 | +0.020 | 1.0 |
| AZ23C6V2 | KDA | 5.8-6.6 | 10 | 200 | +0.030 | 2.0 |
| AZ23C6V8 | KDB | 6.4-7.2 | 8.0 | 150 | +0.045 | 3.0 |
| AZ23C7V5 | KDC | 7.0-7.9 | 7.0 | 50 | +0.050 | 5.0 |
| AZ23C8V2 | KDD | 7.7-8.7 | 7.0 | 50 | +0.055 | 6.0 |
| AZ23C9V1 | KDE | 8.5-9.6 | 10 | 50 | +0.065 | 7.0 |
| AZ23C10 | KDF | 9.4-10.6 | 15 | 70 | +0.065 | 7.5 |
| AZ23C11 | KDG | 10.4-11.6 | 20 | 70 | +0.070 | 8.5 |
| AZ23C12 | KDH | 11.4-12.7 | 20 | 90 | +0.075 | 9.0 |
| AZ23C13 | KDI | 12.4-14.1 | 25 | 110 | +0.080 | 10.0 |
| AZ23C15 | KDJ | 13.8-15.6 | 30 | 110 | +0.080 | 11.0 |
| AZ23C16 | KDK | 15.3-17.1 | 40 | 170 | +0.090 | 12.0 |
| AZ23C18 | KDL | 16.8-19.1 | 50 | 170 | +0.090 | 14.0 |
| AZ23C20 | KDM | 18.8-21.2 | 50 | 220 | +0.090 | 15.0 |
| AZ23C22 | KDN | 20.8-23.3 | 55 | 220 | +0.090 | 17.0 |
| AZ23C24 | KDO | 22.8-25.6 | 80 | 220 | +0.090 | 18.0 |
| AZ23C27 | KDP | 25.1-28.9 | 80 | 250 | +0.090 | 20.0 |
| AZ23C30 | KDQ | 28-32 | 80 | 250 | +0.090 | 22.5 |
| AZ23C33 | KDR | 31-35 | 80 | 250 | +0.090 | 25.0 |
| AZ23C36 | KDS | 34-38 | 90 | 250 | +0.090 | 27.0 |
| AZ23C39 | KDT | 37-41 | 90 | 300 | +0.110 | 29.0 |
| AZ23C43 | D30 | 40-46 | 100 | 700 | +0.110 | 32.0 |
| AZ23C47 | D31 | 44-50 | 100 | 750 | +0.110 | 35.0 |
| AZ23C51 | D32 | 48-54 | 100 | 750 | +0.110 | 38.0 |

Note: 4. Short duration test pulse used to minimize self-heating effect.
5. f = 1KHz.

Marking Information



XXX = Product Type Marking Code
YM = Date Code Marking
Y = Year ex: N = 2002
M = Month ex: 9 = September

Date Code Key

| Year | 1998 | 1999 | 2000 | 2001 | 2002 | 2003 | 2004 | 2005 | 2006 | 2007 | 2008 | 2009 |
|-------|------|------|-------|------|------|------|------|------|------|------|------|------|
| Code | J | K | L | M | N | P | R | S | T | U | V | W |
| Month | Jan | Feb | March | Apr | May | Jun | Jul | Aug | Sep | Oct | Nov | Dec |
| Code | 1 | 2 | 3 | 4 | 5 | 6 | 7 | 8 | 9 | O | N | D |

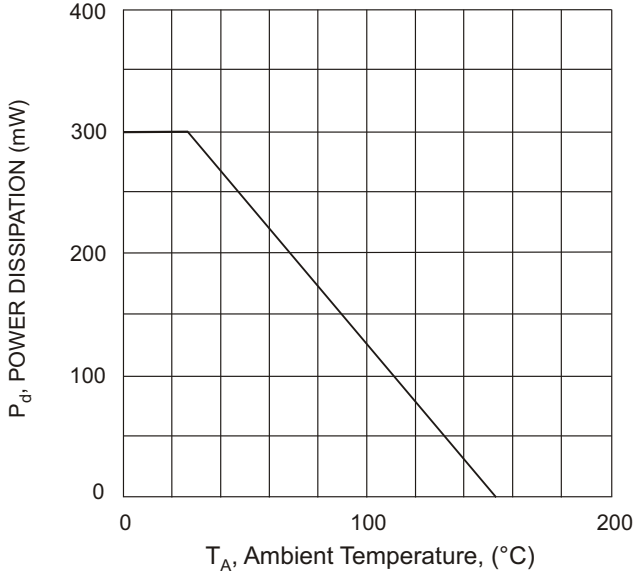


Fig. 1 Power Derating Curve

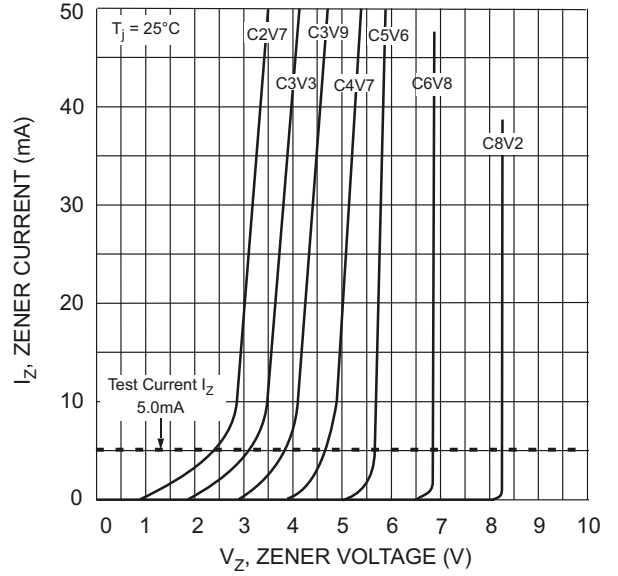


Fig. 2 Zener Breakdown Characteristics

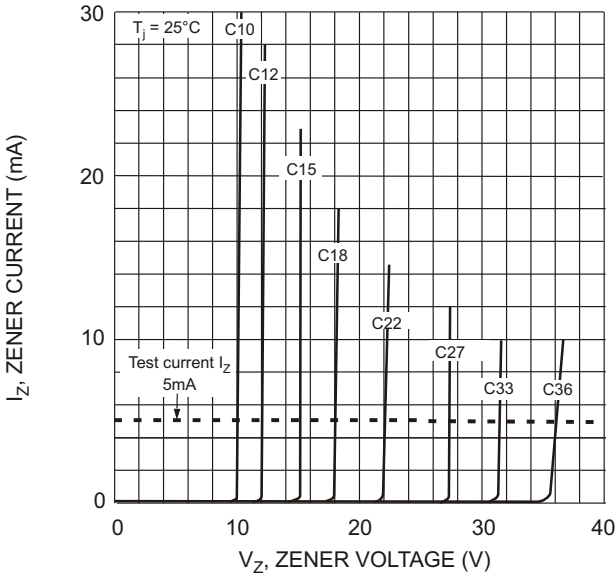


Fig. 3 Zener Breakdown Characteristics

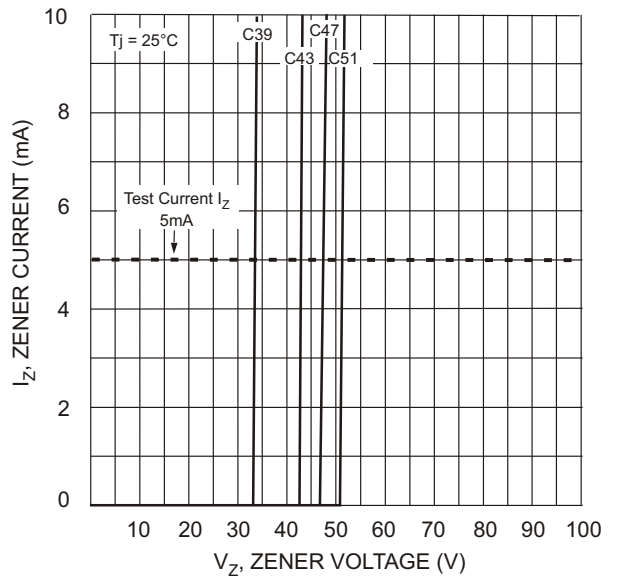


Fig. 4 Zener Breakdown Characteristics

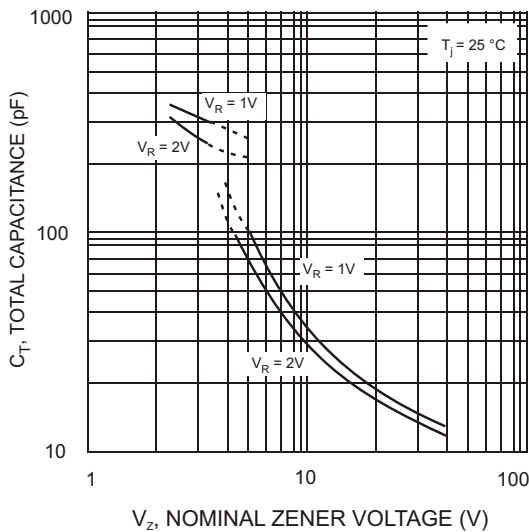


Fig. 5 Total Capacitance vs Nominal Zener Voltage



IMPORTANT NOTICE

Diodes Incorporated and its subsidiaries reserve the right to make modifications, enhancements, improvements, corrections or other changes without further notice to any product herein. Diodes Incorporated does not assume any liability arising out of the application or use of any product described herein; neither does it convey any license under its patent rights, nor the rights of others. The user of products in such applications shall assume all risks of such use and will agree to hold Diodes Incorporated and all the companies whose products are represented on our website, harmless against all damages.

LIFE SUPPORT

Diodes Incorporated products are not authorized for use as critical components in life support devices or systems without the expressed written approval of the President of Diodes Incorporated.